



MPACT

Math and Computational Thinking Through 3D Making

# Tinkercad – switch account to teacher account

What to do

If “Classes” doesn’t show up for you in Tinkercad

# Log in to Tinkercad



Gallery Blog Learn Teach



MPACT1

Search designs...

3D Designs

Circuits

Codeblocks

NEW

Lessons

Your Classes

Projects

+ Create project



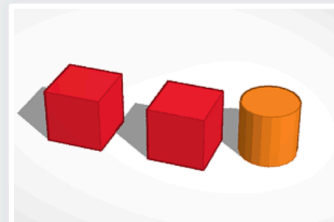
### Tinkercad Lesson Plans

Tinkercad lesson plans are ready to use online or in the classroom. Discover curriculum developed in partnership with teachers. [Learn more](#)

## My recent designs

Create new design

Select



### Brave Lahdi-Bojo

2 years ago  
Private



About

Tinkercad is a free online

Support

Help center

Follow

Tinkercad Blog

 **AUTODESK**  
Make anything.

# Click to go to your profile



**TINKERCAD** AUTODESK TINKERCAD

Gallery Blog Learn Teach Q

MPACT1

Search designs...

3D Designs

Circuits

Codeblocks **NEW**

Lessons

Your Classes

Projects

+ Create project

**Tinkercad Lesson Plans**

Tinkercad lesson plans are ready to use online or in the classroom. Discover curriculum developed in partnership with teachers. [Learn more](#)

**My recent designs**

Create new design

**Brave Lahdi-Bojo**

2 years ago  
Private

- MPACT1
- + New
- Designs
- Notifications
- Profile
- Log out

[About](#)

[Support](#)

[Follow](#)

 **AUTODESK**

# Click to go to your profile

The screenshot displays the Autodesk Tinkercad user interface. At the top left is the Tinkercad logo. The top navigation bar includes links for Gallery, Blog, Learn, and Teach, along with a search icon and a user profile icon. The user profile icon is highlighted, and a dropdown menu is open, showing options: MPACT1, New, Designs, Notifications, Profile (highlighted with a blue arrow), and Log out. The main content area shows the user's profile (MPACT1), a search bar for designs, and a list of design categories: 3D Designs, Circuits, Codeblocks (marked as NEW), and Lessons. Below this is a section for 'My recent designs' with a 'Create new design' button and a design card for 'Brave Lahdi-Bojo'.

[About](#)

[Support](#)

[Follow](#)

 **AUTODESK**


# Change setting of “How will you use Tinkercad?”



## ACCOUNT SETTINGS

Personal information

Picture



No file chosen

Screen name\*:

MPACT1

Little bit about you:

What makes you, you?

How will you use Tinkercad?:

Select a role that fits best




# Change setting to “Teacher”



## ACCOUNT SETTINGS

Personal information

Picture



Choose File No file chosen

Screen name\*:

MPACT1

Little bit about you:

What makes you, you?

How will you use Tinkercad?:

- ✓ Select a role that fits best
- Student
- Teacher
- Parent
- On your own



# “Classes” should now be available. You might need to refresh.



Classes Gallery Blog Learn Teach   6



krafanan

Search designs...

3D Designs

Circuits

Codeblocks

NEW

Lessons

Your Classes

Projects

MPACT G2W

MPACT

Create project



### Tinkercad Lesson Plans

Tinkercad lesson plans are ready to use online or in the classroom. Discover curriculum developed in partnership with teachers. [Learn more](#)

## My recent designs

Create new design

Select



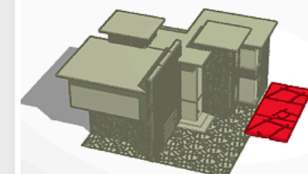
**Copy of MPACTSteinmetzSmooth**  
4 days ago  
Private



**SlideHolderv2**  
7 days ago  
Private



**SlideHolderv1**  
a month ago  
Private



**Shiny Inari-Elzing**  
2 months ago  
Private

